



וועד הרבנים  
 הרב אנשיל עקשטיין שליט"א  
 דומ"ץ בקהל חסידי בעלזא  
 הרב יוסף איזון שליט"א  
 רב דקהל בני תורה  
 הרב יצחק ביסטריצקי שליט"א  
 מרבני חסידי באיאן  
 הרב יצחק שטיין שליט"א  
 ראב"ד קארלסברג  
 הרב צבי האלפרן שליט"א  
 דומ"ץ עדת יראים וויען-ב.פ.

נתיסד לתועלת הרבים, בהמלצת גדולי הרבנים שליט"א  
 A NOT-FOR-PROFIT ORGANIZATION TO PROMOTE PROPER FILTRATION  
 718 • 301 • 9032

אדר תשס"ח

# A GUIDE TO RELIABLE 'WHOLE HOME' FILTER CARTRIDGES

20 INCH 'BIG BLUE' FILTERS (TYPICALLY USED ON WATER MAINS):

THE ONLY FILTER WE KNOW TO BE RELIABLE IS THE **MOST RECENT** PRODUCTION RUN OF THE AQUAPURE (CUNO CORP.) MODEL NO. AP810-2. ALL OTHER BRANDS TESTED (INCLUDING BII) ARE NOT RELIABLE.

ALL AQUAPURE FILTERS WITH **YELLOW** RUBBER WASHERS ON THE ENDCAPS ARE **NOT** RELIABLE.  
*IT DOES NOT HELP TO JUST CHANGE THE WASHER... THE FILTERS, AS WELL AS THE WASHERS, ARE UNRELIABLE.*

THE NEWEST AQUAPURE AP810-2 FILTERS HAVE A **BLACK** WASHER. THESE FILTERS ARE RELIABLE, BUT ONLY IF INSTALLED **WITH AN EXTRA BLACK RUBBER WASHER**. SEE PHOTOS FOR DETAILED INSTRUCTIONS.  
*THIS PRODUCTION RUN WAS MADE 1/8" TOO SHORT, AND THE EXTRA WASHER MAKES UP THE DIFFERENCE.*  
 TAKE THE WASHER FROM ANOTHER FILTER, AND THEN REUSE THE WASHER WHEN THE FIRST FILTER CLOGS.

ANOTHER OPTION IS TO CENTER THE FILTER **PERFECTLY** INSIDE THE HOUSING, WHICH WILL CREATE AN EFFECTIVE SEAL EVEN WITHOUT THE EXTRA WASHER. TO DO THIS, SPACERS NEED TO BE PLACED AROUND THE CARTRIDGE TO KEEP IT CENTERED DURING INSTALLATION. [SEE PHOTOS]

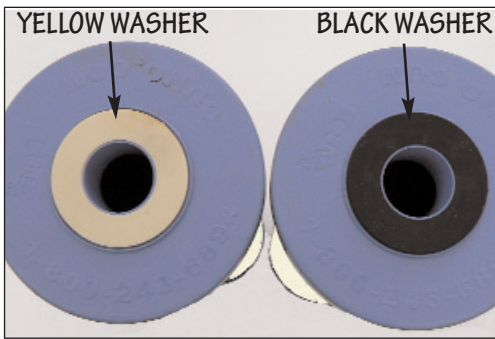
IN ADDITION, THE FOLLOWING IS STRONGLY RECOMMENDED:

- ✓ INSTALL AN EZ-FILTER ON ONE FAUCET, PREFERABLY THE BUSIEST ONE, TO MONITOR THE EFFECTIVENESS OF THE WATER MAIN FILTER. THE EZ-FILTER SHOULD NEVER CLOG. IF IT DOES, THERE IS LIKELY A PROBLEM WITH THE WATER MAIN FILTER — CONTACT THE VAAD FOR ASSISTANCE.


<b>BACKWASH FILTER SYSTEMS</b>
<p>THESE ARE A LUXURY - THEY WILL WASH THEMSELVES OUT AND THEREBY ARE MAINTENANCE FREE. HOWEVER, THEY ARE NOT RELIABLE AS A PRIMARY FILTER, FOR A VARIETY OF REASONS. A BIG BLUE 20 INCH FILTER MUST BE INSTALLED POST THE BACKWASH FILTER. THE BACKWASH FILTER WILL KEEP THE BIG BLUE FILTER VIRTUALLY MAINTENANCE FREE, AND THE BIG BLUE FILTER WILL ENSURE THAT THE SYSTEM IS RELIABLE.</p>
<p>CONSIDERING A BACKWASH SYSTEM?            THE VAAD CAN HELP YOU FIND THE RIGHT SYSTEM FOR YOUR LOCATION</p>




A 20 INCH 'BIG BLUE' FILTER HOUSING



THE ENDCAPS OF TWO AQUAPURE AP810-2 CARTRIDGES. THE FILTERS WITH THE YELLOW WASHERS ARE NOT RELIABLE. THE FILTERS WITH THE BLACK WASHERS CAN BE USED, BUT A **DOUBLE** BLACK WASHER IS NEEDED ON ONE SIDE OF THE FILTER.



A CLOSE UP OF THE BLACK WASHER ON THE ENDCAP OF A AP810-2 CARTRIDGE. THESE CARTRIDGES ARE 1/8 INCH TOO SHORT, SO AN EXTRA WASHER SHOULD BE ADDED TO ONE SIDE OF THE CARTRIDGE TO MAKE UP THE MISSING LENGTH. (TAKE OFF A WASHER FROM A SECOND FILTER... THE WASHERS CAN BE REUSED FROM ONE FILTER TO THE NEXT).



A CLOSE UP VIEW OF THE DOUBLE WASHER.

IT IS IMPORTANT TO GLUE THE TWO WASHERS TOGETHER SO THAT THE TOP WASHER DOES NOT SHIFT DURING INSTALLATION. [ANY GLUE, EVEN A WEAK GLUE, IS FINE, SINCE ONCE INSTALLED, THE WASHER CANNOT MOVE OUT OF PLACE.]

## HOW TO CENTER A WATER MAIN FILTER CARTRIDGE

NECESSARY IF THE EXTRA WASHER IS NOT USED. OTHERWISE, IT IS OPTIONAL.



1. Use disposable spoons. Insert the first spoon, and press the filter cartridge against the spoon, so that it does not fall inside.



2. Insert the second spoon, and continue to press the filter cartridge against the spoons, so that they do not fall in.



3. Insert the third spoon. They should now all fit snugly.



4. Press down the spoons into the sump.



5. Make sure that the spoon is all the way down, even with the top of the cartridge.



6. The cartridge will be centered perfectly.